



### District Report Card: 2017


<b>State:</b> Odisha	<b>District:</b> Balasore
<b>Class:</b> 3	<b>Subject:</b> Language
<b>Schools:</b> 61	<b>Students:</b> 1071


### Participation/Coverage


#### Students

<div>GENDER</div> <div></div>	Boys		Girls	
	Number	%	Number	%
	537	50.14	534	49.86

<div>AREA</div> <div></div>	Rural		Urban	
	Number	%	Number	%
	1014	94.68	57	5.32

<div>CATEGORY</div> <div></div>	SC		ST		OBC		GEN	
	Number	%	Number	%	Number	%	Number	%
	319	29.79	181	16.90	385	35.95	186	17.37

<div>CWSN</div> <div></div>	LD	VI	HI	S&LD	ID	Oth
	2	8	1	6	4	6

<div>Management</div> <div></div>	Government		Government-aided	
	Number	%	Number	%
	1071	100.00	0	0.00

### Average Performance of Students in Language (%)

Overall	Gender		Area		Management		Social Group			
	Male	Female	Rural	Urban	Govt.	Aided	SC	ST	OBC	GEN
67.04	67.40	66.68	67.18	64.56	67.04	0.00	67.54	60.11	71.60	63.48

## Performance on Learning Outcomes (LOs)

Learning Outcomes	Description	Average Performance(%)
L304	Reads small texts with comprehension i.e., identifies main ideas, details, sequence and draws conclusions	67.11
L312	Reads printed scripts on the classroom walls: poems, posters, charts etc.	66.91

Range of Performance of Students who Answered Correctly							
Below 30%		30% - 50%		50% - 75%		Above 75%	
Number	%	Number	%	Number	%	Number	%
96	8.96	114	10.64	391	36.51	470	43.88

## Lowest Performing Learning Outcomes (LOs)

1 - Reads printed scripts on the classroom walls: poems, posters, charts etc. (66.91)

2 - Reads small texts with comprehension i.e., identifies main ideas, details, sequence and draws conclusions (67.11)